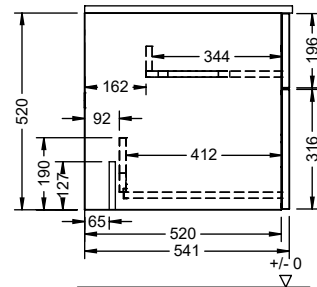
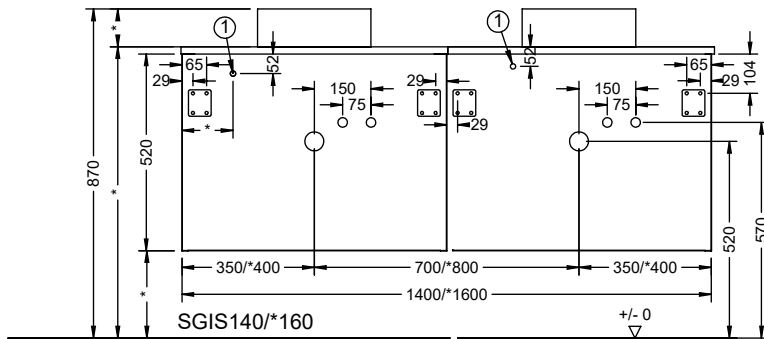


SGIS140/*160

± 0

*Maß abhängig von Konsolenplatte und Waschtisch

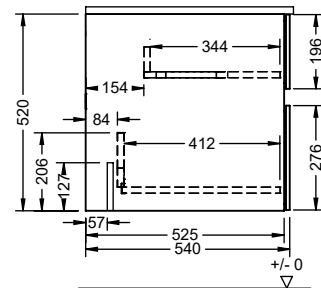




SGIS140/*160

+/- 0

*Maß abhängig von Konsolenplatte und Waschtisch



+/- 0